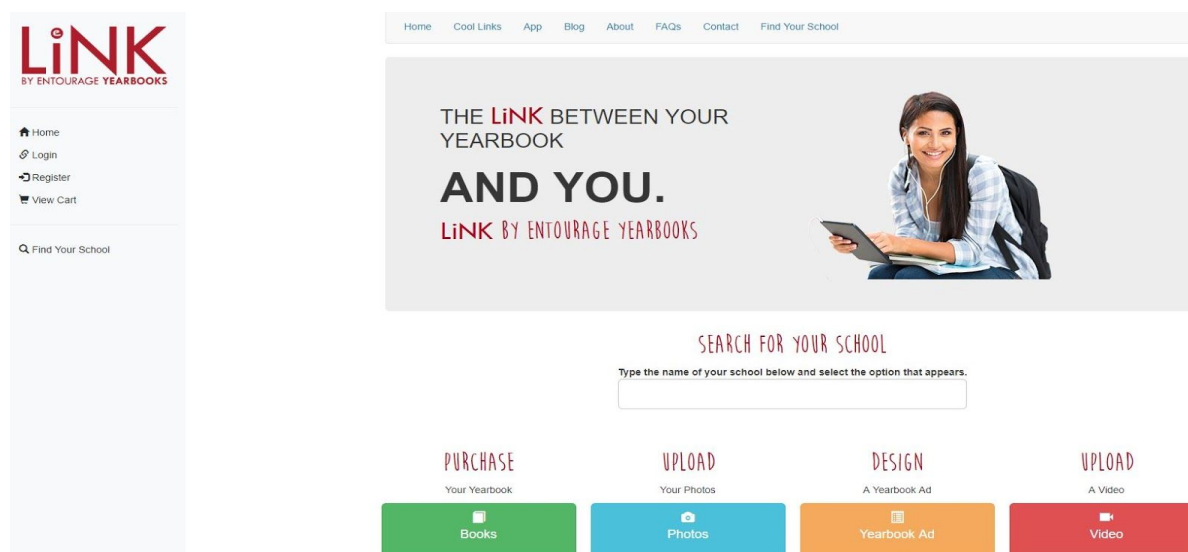


Step 1: Type link.entourageyearbooks.com into your web browser. It is recommended to design and purchase your ad on a computer instead of a smartphone, as not all functions on this site are currently available through smartphone. Once on the main site page, search the name of your school in the search field that appears under the **Search For Your School** text. Make sure the school has the correct year, and if your school does not appear, please contact your school to confirm whether the ad sales are available.



Step 2: Choose **Ads** under the Purchase section on the school page.



Step 3: Login with your existing LiNK username and password, or register as a new user!

Welcome.

Just login or create a username and password to keep going.

If you've already created a username and password, just click on the login button to enter it in. If not, create one by clicking on the register button.



Step 4: Select the red **Purchase and Design Ad** button beneath your desired ad size to begin designing. If you have previously started designing and did not finish an ad, you can select the blue **Go to my Started Ads** button underneath the ad choices.

Ads.

Rhianna Test Yearbook Softcover Online Ad Sales

[Return Home](#)

Online Ad sales are available now. Buy your student or business ad today! All proceeds go to funding the yearbook. This is a great way to support your school and your students.

Creating and purchasing an ad for Rhianna Test Yearbook Softcover requires just three simple steps. The first step is to select the type of ad you would like to purchase. Please select one of the available ad types from below.

If you have any questions you can contact our administrator at this yearbook by emailing rhi.cornelius@gmail.com.


EXAMPLE

 Booster Ad	 Half Page Ad	 Quarter Page Ad
Personal Booster Ad - 3 Lines of Text Booster ads are 3 lines of text, or about 90 characters, that allow you to provide a shout out to your friends and classmates. You can submit your own text for a custom booster design.	Personal Half Page Ad - 8.5 x 5.5 inches Half page ads measure about 8.5 inches wide and 5.5 inches tall. You can submit your own images and text for a custom ad design. All ads are full 100% color.	Personal Quarter Page Ad - 4.25 x 5.5 inches Quarter page ads measure about 4.25 inches wide and 5.5 inches tall. You can submit your own images and text for a custom ad design. All ads are full 100% color.
Price: \$2.00	Price: \$10.00	Price: \$5.00
Purchase and Design Ad	Purchase and Design Ad	Purchase and Design Ad

Select a previously designed ad

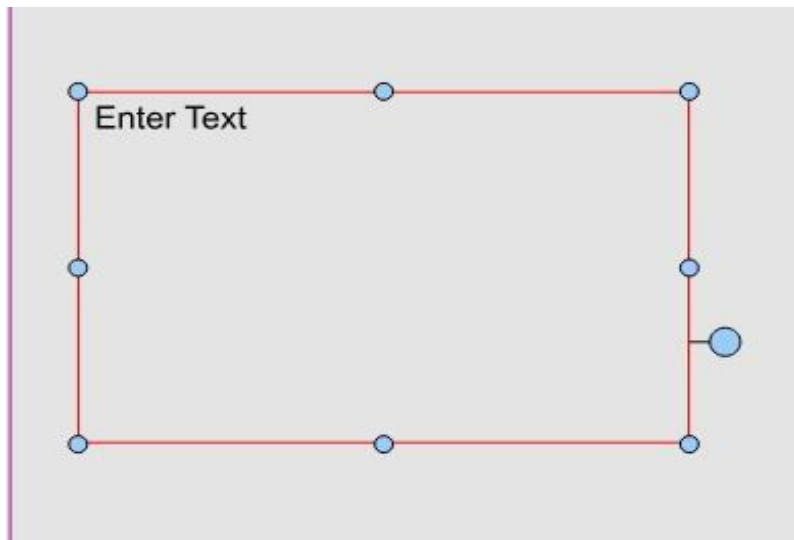
[Go to my started Ads](#)

Step 5: Once you have chosen your ad size, our ad designer will load. If this designer does not load, please make sure that you are using Google Chrome or Firefox as your browser, and that you have a strong internet connection. The first item that will appear when the ad designer loads successfully are the **Insert Template Menu**. Choose the template that you would like to use and it will load in your ad.



Step 6: Finish Designing Your Ad! To complete your ad, you can add photos, text, clip art, and more. There are also useful tools to change the color and style of your text and background.

To edit the text in the template text box, double click on the text shown. You can then type in the text box as you'd like. An extra toolbar appears at the top of your ad when you have the text box selected. This is where you can change the font, size, and color of your text. You can also change the shape and size of the text box by clicking and dragging the blue circles on the corners of the text box. You will want to make sure to delete the sample text in the text box before submitting the ad!



You can also change the background color of your chosen ad template by clicking on the background of your ad and then changing the **Fill Color** drop-down box on the left side of your screen.



Step 7: Click the green **Save** button in the upper left corner of your screen. You will need to save your ad to continue. You can also save your ad to return to designing it later.



Step 8: Once you've completed your ad, and you're sure everything looks good, select the green **Continue & Review** button in the top right corner of your screen.



Here you will preview your ad to make sure it looks the way you want. You can select the red **Edit This Ad** button in the lower right to go back and make more changes. Or, you may name your Ad, select the check box to approve the design and select the gray **Purchase This Ad** button.

Nice Ad.

Does everything look alright?

Check over your ad carefully to make sure that everything is exactly right. Ready to purchase?




We'll hand your ad over to the yearbook staff exactly as you see it above.

Name Your Ad:

Student Name/Business Name:

I approve the design of this Ad I understand this Ad will appear as it is displayed here and the layout of the Ad in the yearbook will be at the discretion of the yearbook staff.


YES!
(I know. It's awesome.)



Purchase This Ad

or

No...
(I'd like to make some changes.)



Edit This Ad

Once you select the **Purchase This Ad** button, you will be brought to the shopping cart. You can design more ads or add yearbooks to your cart by selecting the blue **Continue Shopping** button, enter a coupon code if your school has supplied you with one, or proceed to checkout by selecting the green **Checkout** button.

CHECK OUT SECURELY WITH LINK!



Do you have a coupon code?
Enter it here.

Apply

[Continue Shopping](#) [Checkout](#)

Step 9: Enter the Billing information for your credit card, then select the blue **Next** button.

Billing Info.

PLEASE ENTER IN YOUR BILLING INFORMATION

BILLING INFORMATION	SHIPPING INFORMATION	ORDER SUMMARY												
<p>Name: <input type="text" value="Rhianna"/></p> <p>Address: <input type="text"/></p> <p>Address 2: <input type="text"/></p> <p>City: <input type="text"/></p> <p>State: <input type="text"/></p> <p>Postal Code: <input type="text"/></p> <p>Country: <input type="text" value="USA"/></p> <p>Phone: <input type="text"/></p> <p>Email: <input type="text"/></p>	<p>No shipping information is required at this time.</p>	<table><thead><tr><th>Product Name</th><th>Quantity</th><th>Price</th></tr></thead><tbody><tr><td>Personal Half Page Ad - 8.5 x 5.5 inches</td><td>1</td><td>\$10.00</td></tr><tr><td>Est. Tax:</td><td></td><td>\$0.66</td></tr><tr><td>Total:</td><td></td><td>\$10.66</td></tr></tbody></table>	Product Name	Quantity	Price	Personal Half Page Ad - 8.5 x 5.5 inches	1	\$10.00	Est. Tax:		\$0.66	Total:		\$10.66
Product Name	Quantity	Price												
Personal Half Page Ad - 8.5 x 5.5 inches	1	\$10.00												
Est. Tax:		\$0.66												
Total:		\$10.66												


Next

Then you will enter your Payment Information and hit the blue **Next** button.

Card Info.

HOW WOULD YOU LIKE TO PAY?

Please enter your payment information. Entourage accepts Visa, Mastercard, or American Express.

BILLING INFORMATION	PAYMENT INFORMATION	ORDER SUMMARY												
<p>Rhianna USA</p> <p>Change</p>	<p>Name on Card: <input type="text" value="Rhianna"/></p> <p>Card Number: <input type="text" value="#####"/></p> <p>Expiration Date: <input type="text" value="1"/> / <input type="text" value="2018"/></p> <p>Verification Code: <input type="text" value="123"/></p> <p></p>	<table><thead><tr><th>Product Name</th><th>Quantity</th><th>Price</th></tr></thead><tbody><tr><td>Personal Half Page Ad - 8.5 x 5.5 inches</td><td>1</td><td>\$10.00</td></tr><tr><td>Est. Tax:</td><td></td><td>\$0.66</td></tr><tr><td>Total:</td><td></td><td>\$10.66</td></tr></tbody></table> <p>Next</p>	Product Name	Quantity	Price	Personal Half Page Ad - 8.5 x 5.5 inches	1	\$10.00	Est. Tax:		\$0.66	Total:		\$10.66
Product Name	Quantity	Price												
Personal Half Page Ad - 8.5 x 5.5 inches	1	\$10.00												
Est. Tax:		\$0.66												
Total:		\$10.66												

Step 10: You will need to review and confirm your order one final time. You may change any billing or shipping mistakes during this step. If all of your information is correct, select the green **Confirm Order** button to proceed with the transaction.

Let's Review.



Please Review Your Order and Confirm If Correct:

Your order is **NOT** complete. Please review your order information below and click "Confirm Order" to submit your order.

Items in Your Cart:	Description	Unit Price	Quantity	Total Price
Personal Half Page Ad - 8.5 x 5.5 inches	Personal Half Page Ad - 8.5 x 5.5 inches Half page ads measure about 8.5 inches wide and 5.5 inches tall. You can submit your own images and text for a custom ad design. All ads are full 100% color.	\$10.00	1	\$10.00

BILLING ADDRESS Rhianna , USA	SHIPPING ADDRESS	PAYMENT INFO Rhianna XXXXXXXXXXXX1234 1/2018	Subtotal: \$10.00 Tax: \$0.66 Total: \$10.66
---	-------------------------	--	---

[Change Billing and Shipping](#) [Change Payment](#) [Confirm Order](#)

If your payment is processed successfully, you will receive an emailed receipt. Congratulations on completing and purchasing your Ad Design!

If you have any further questions or concerns, please contact our Tech Support line at 888-926-6571 ext. 2.